

# DVI-DSM-BO-V1AS

## 1. Description:

DVI-DSM-BO-V1AS is a simple DVI-D Single Link Male breakout board. It brings all 18 pins of a DVI-D Single Link Male connector to screw terminal blocks or headers for easy testing, prototyping and breadboard connection. For breadboard connections, user can use the 30pin headers on the bottom of the breakout board to mount on a breadboard.

## 2. Features:

- All 18 pins of a DVI-D Single Link Male connector brought out to headers or screw terminal blocks
- Various connecting method chosen by users.
- 2 mounting holes with 3mm diameter hole size
- 3.10"(78.74mm)X0.80"(20.32mm) board dimensions

## 3. Parts:

- 1) 1pc X DVI-DSM-BO-V1AS PCB
- 2) 1pc X DVI-D Single Link Male connector
- 3) 1pc X 5pin 0.1"(2.54mm) spacing terminal block
- 4) 2pc X 10pin 0.1"(2.54mm) spacing terminal block
- 5) 1pc X 30pin 0.1"(2.54mm) header





Figure 1: Parts inside the kit  
(Note: the module is not assembled, user can decide which connector to use on the module.)




Figure 2: Example of connecting the DVI-DSM-BO-V1AS on a breadboard



Figure 3: DVI-DSM-BO-V1AS various connections




Figure 4: Solid Mounting on prototype PCB

## Related products from eLabGuy:



**DVI-DM-BO-V1A**