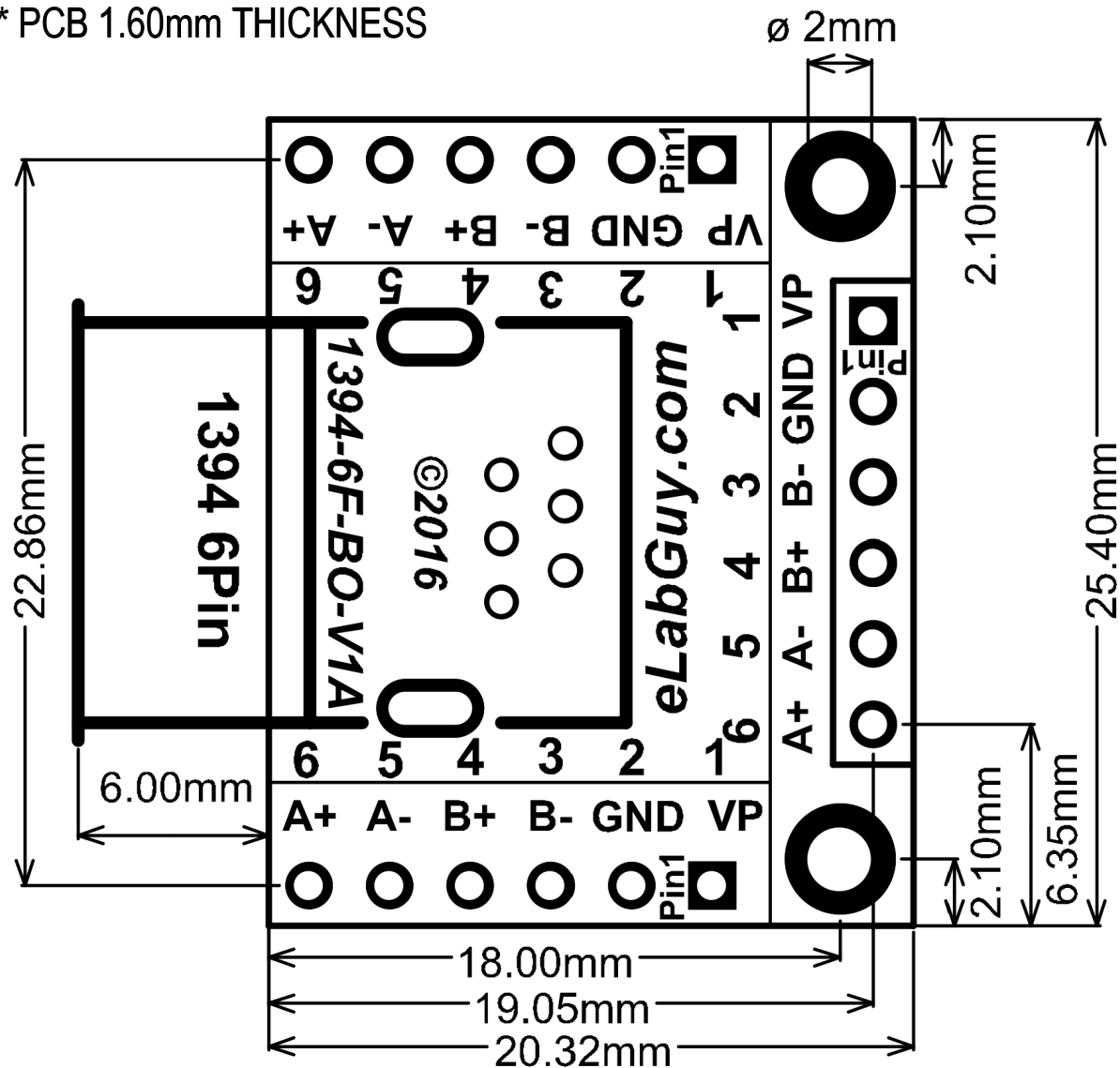

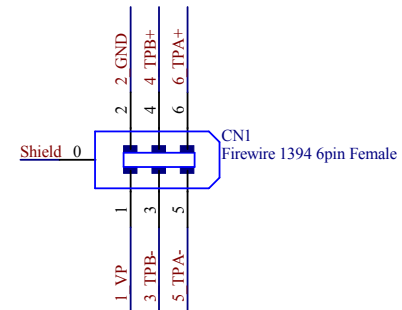



\* PCB 1.60mm THICKNESS




PCB outline Drawing



Header 6X1\_2.54mm



Header 6X1\_2.54mm



Header 6X1\_2.54mm

## Schematic Diagram



|       |  |           |                                    |                 |  |
|-------|--|-----------|------------------------------------|-----------------|--|
| Title |  |           | Firewire 1394 6pin Female Breakout |                 |  |
| Size  | Number                                   | Revision  |                                    |                 |  |
| A4    | 1394-6F-BO-V1A                           | 1A        |                                    |                 |  |
| Date: | 7/4/2016                                 | Sheet of  |                                    |                 |  |
| File: | C:\Users\...\\1394-6F-BO-V1A Drawing.Sch | Drawn By: |                                    | www.eLabGuy.com |  |