


mDIN8-F-BO-V1A


1. Description:

mDIN8-F-BO-V1A is a simple mini Din 8 Female socket breakout board. It brings all 8 pins of a mini Din 8 Female socket to screw terminal blocks or headers for easy testing, prototyping and breadboard connection. For breadboard connections, user can use the 10pin header on the bottom for a sideways connection. User can also use the two 5pin headers on both sides of the breakout board to connect to the front end of the breadboard for a steady connection.



2. Features:

- All 8 pins of a mini Din 8 Female socket brought out to headers or screw terminal blocks
- Various connecting method chosen by users.
- 2 mounting holes with 2mm diameter hole size
- 1.0"(25.4mm)X0.8"(20.32mm) board dimensions



3. Parts:

- 1) 1pc X mDIN-F-BO-V1A PCB
- 2) 1pc X mini Din 8 Female socket
- 3) 1pc X 5pin 0.1"(2.54mm) spacing terminal block
- 4) 1pc X 3pin 0.1"(2.54mm) spacing terminal block
- 5) 1pc X 10pin 0.1"(2.54mm) header

Figure 1: Parts inside the kit
(Note: the module is not assembled, user can decide which connector to use on the module.)




Figure 2: Example of connecting the mDIN8-F-BO-V1A on breadboard


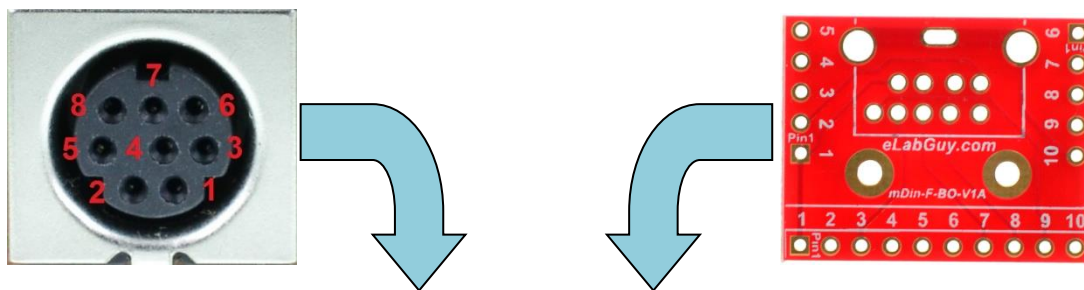


Figure 3: mDIN8-F-BO-V1A Various connections



Mini Din 8 Female Connector	mDin-F-BO-V1A PCB
1	5
2	6
3	1
4	7
5	2
6	3
7	8
8	4

Figure 4: Mini Din 8 Female connector to mDin-F-BO-V1A PCB pinout matching table


Related products from eLabGuy:



mDIN4-F-BO-V1A



mDIN5-F-BO-V1A



mDIN6-F-BO-V1A