

mDIN5-F-BO-V1A

1. Description:

mDIN5-F-BO-V1A is a simple mini Din 5 Female socket breakout board. It brings all 5 pins of a mini Din 5 Female socket to screw terminal blocks or headers for easy testing, prototyping and breadboard connection. For breadboard connections, user can use the 10pin header on the bottom for a sideways connection. User can also use the two 5pin headers on both sides of the breakout board to connect to the front end of the breadboard for a steady connection.

2. Features:

- All 5 pins of a mini Din 5 Female socket brought out to headers or screw terminal blocks
- Various connecting method chosen by users.
- 2 mounting holes with 2mm diameter hole size
- 1.0"(25.4mm)X0.8"(20.32mm) board dimensions

3. Parts:

- 1) 1pc X mDIN-F-BO-V1A PCB
- 2) 1pc X mini Din 5 Female socket
- 3) 1pc X 5pin 0.1"(2.54mm) spacing terminal block
- 4) 1pc X 10pin 0.1"(2.54mm) header





Figure 1: Parts inside the kit

(Note: the module is not assembled, user can decide which connector to use on the module.)




Figure 2: Example of connecting the mDIN5-F-BO-V1A on breadboard




Figure 3: mDIN5-F-BO-V1A Various connections

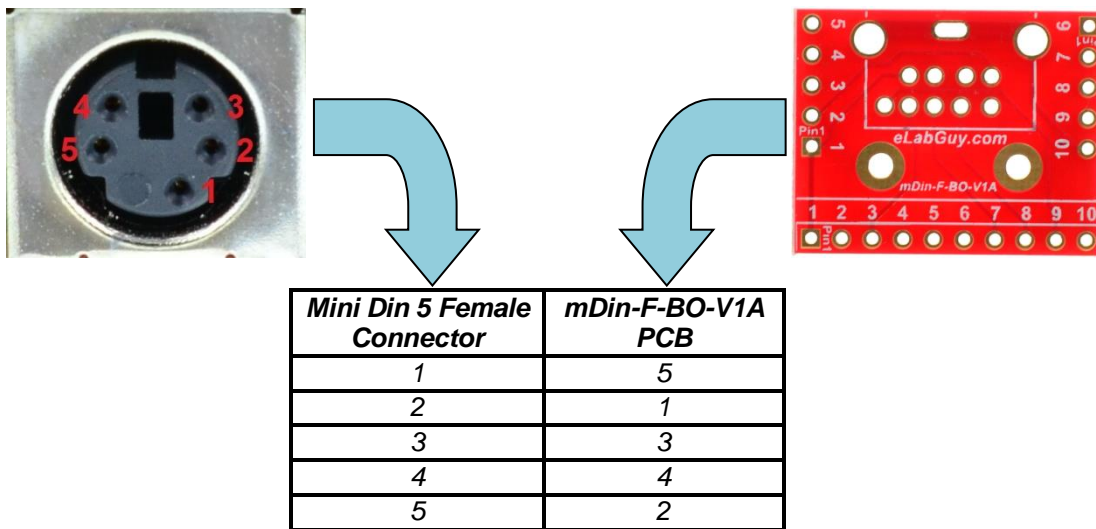



Figure 4: Mini Din 5 Female connector to mDin-F-BO-V1A PCB pinout matching table

Related products from eLabGuy:



mDIN4-F-BO-V1A



mDIN6-F-BO-V1A



mDIN8-F-BO-V1A