


USBu-BM-BO-V3A

1. Description:

USBu-BM-BO-V3A is a simple Micro USB2.0 Type B Male Plug breakout board. It brings all 5 pins of a Micro USB2.0 Type B Male connector to screw terminal blocks and headers for easy testing, prototyping and breadboard connection. For breadboard connections, user can use the 5pin header on the bottom for a sideways connection. User can also use the two 5pin headers on both sides of the breakout board to connect to the front end of the breadboard for a steady connection.



2. Features:

- All 5 pins of a Micro USB2.0 Type B Male Plug brought out to headers and screw terminal blocks
- Various connecting method chosen by users.
- 0.7"(17.78mm)X0.6"(15.24mm) board dimensions




Figure 1: Parts inside the kit
(Note: the module is not assembled, user can decide which connector to use on the module.)

3. Parts:

- 1) 1pc X USBu-BM-BO-V3A PCB
- 2) 1pc X Micro USB Type B Male Plug
- 3) 1pc X 5pin0.1"(2.54mm) spacing terminal block
- 4) 1pc X 10pin0.1"(2.54mm) header




Figure 2: Example of connecting the USBu-BM-BO-V3A on a breadboard




Figure 3: USBu-BM-BO-V3A various connections



Figure 4: Optional Jumper connects Shield to GND

Related products from eLabGuy:



USBM-BM-BO-V1A



USBMu-BF-BO-V1A