

USBu-BM-BO-V1AV

1. Description:

USBu-BM-BO-V1AV is a simple Micro USB2.0 Type B male socket breakout board. It brings all 5 pins of a Micro USB2.0 Type B male connector to screw terminal blocks and headers for easy testing, prototyping and breadboard connection. For breadboard connections, user can use the two 5pin headers on both sides of the breakout board for a steady connection.

2. Features:

- All 5 pins of Micro USB2.0 Type B male socket brought out to headers and screw terminal blocks
- Various connecting method chosen by users.
- 0.5"(12.70mm)X1.185"(30.1mm) board dimensions
- 2 mounting holes with 3mm diameter hole size

3. Parts:

- 1) 1pc X USBu-BM-BO-V1AV PCB
- 2) 1pc X Micro USB Type B Male Socket
- 3) 1pc X 5pin0.1"(2.54mm) spacing terminal block
- 4) 1pc X 10pin0.1"(2.54mm) header




Figure 1: Parts inside the kit
(Note: the module is not assembled, user can decide which connector to use on the module.)




Figure 2: Example of connecting the USBu-BM-BO-V1AV on a breadboard




Figure 3: USBu-BM-BO-V1AV Various connections




Figure 4: Optional Jumper connects Shield to GND




Figure 5: Combine a normal USBu-BM-BO-V1AV and another USBu-BM-BO-V1AV with the USB connector soldered on the back of the PCB to form a micro USB Male to Male adapter.

Related products from eLabGuy:



USBu-Bm-BO-V2A



USBmu-BF-BO-V1A



USBu-BF-BO-V1AV