


# USBmu-BF-BO-V1A



## 1. Description:

USBmu-BF-BO-V1A is a simple Mini+MicroUSB2.0 Type B female socket breakout board. It brings all 5 pins of a Mini and Micro USB2.0 Type B connector to screw terminal blocks and headers for easy testing, prototyping and breadboard connection. For breadboard connections, user can use the 5pin header on the bottom for a sideways connection. User can also use the two 5pin headers on both sides of the breakout board to connect to the front end of the breadboard for a steady connection.



## 2. Features:

- All 5 pins of Mini and Micro USB2.0 Type B female socket brought out to headers and screw terminal blocks
- Various connecting method chosen by users.
- 0.9"(22.86mm)X0.7"(17.78mm)board dimensions



## 3. Parts:

- 1) 1pc X USBmu-BF-BO-V1A PCB
- 2) 1pc X Mini USB Type B Female Socket
- 3) 1pc X Micro USB Type B Female Socket
- 4) 1pc X 5pin0.1"(2.54mm) spacing terminal block
- 5) 1pc X 10pin0.1"(2.54mm) header

Figure 1: Parts inside the kit

(Note: the module is not assembled, user can decide which connector to use on the module.)




Figure 2: Example of connecting the USBmu-BF-BO-V1A on a breadboard



Figure 3: USBmu-BF-BO-V1A various connections



Figure 4: Optional Jumper connects Shield to GND

### Related products from eLabGuy:



**USBu-BM-BO-V2A**



**USBM-Bm-BO-V1A**