

USB3u-BF-BO-V1A

1. Description:

USB3u-BF-BO-V1A is a simple Micro USB3.0 Type B female socket breakout board. It brings all 10 pins of a Micro USB3.0 Type B female connector to screw terminal blocks and headers for easy testing, prototyping and breadboard connection. For breadboard connections, user can use the 10pin header on the bottom for a sideways connection. User can also use the two 5pin headers on both sides of the breakout board to connect to the front end of the breadboard for a steady connection.



2. Features:

- All 10 pins of a Micro USB3.0 Type B female socket brought out to headers and screw terminal blocks
- Various connecting method chosen by users.
- 1.0"(25.4mm)X0.7"(17.78mm) board dimensions




Figure 1: Parts inside the kit

(Note: the module is not assembled, user can decide which connector to use on the module.)

3. Parts:

- 1) 1pc X USB3u-BF-BO-V1A PCB
- 2) 1pc X Micro USB3.0 Type B Female Socket
- 3) 2pc X 5pin 0.1"(2.54mm) spacing terminal block
- 4) 1pc X 10pin 0.1"(2.54mm) header




Figure 2: Example of connecting the USB3u-BF-BO-V1A on a breadboard




Figure 3: USB3u-BF-BO-V1A Various connections




Figure 4: Optional Jumper connects Shield to GND