

USB3.1-CM-CF-V1A

1. Description:

USB3.1-CM-CF-V1A is a simple USB3.1 Type C Male to Female pass-through adapter breakout board. It brings all 24 pins of USB3.1 Type C Male and Female connector to screw terminal blocks and headers for easy testing, prototyping and breadboard connection. All 24 pins of the Male connector directly connect to the Female connector. User can use the two 12pin headers on both sides of the breakout board to connect to breadboard or prototype PCB. **(Note: This pass through board is only for continuity and slow speed signal test, it cannot handle high speed signal.)**

2. Features:

- All 24 pins of a USB3.1 Type C Male and a Female connector brought out to headers and screw terminal blocks
- All 24pins of a USB3.2 Type C Male connector directly connect to a Female connector.
- Various connecting method chosen by users.
- 0.9"(22.86mm)X1.2"(30.48mm) board dimensions

3. Parts:

- 1) 1pc X USB3.1-CM-CF-V1A PCB
- 2) 1pc X USB3.1 Type C Male Connector
- 3) 1pc X USB3.1 Type C Female Connector
- 4) 2pc X 12pin 0.1"(2.54mm) spacing terminal block
- 5) 1pc X 24pin 0.1"(2.54mm) header






Figure 1: Parts inside the kit
(Note: the module is not assembled, user can decide which connector to use on the module.)




Figure 2: Example of connecting the USB3.1-CM-CF-V1A on a breadboard (Note: This picture only shows the pins spacing, actual

use may not be used on a breadboard)



Figure 3: USB3.1-CM-CF-V1A with headers



Figure 4: USB3.1-CM-CF-V1A with terminal blocks



Figure 5: Solid Mounting on prototype PCB

Related products from eLabGuy:



USB3.1-CF-CF-V1A



USB3.1-CM-CM-V1A