


USB3.1-CM-BO-V1AV


1. Description:

USB3.1-CM-BO-V1AV is a simple USB3.1 Type C Male vertical socket breakout board. It brings all 24 pins of a USB3.1 Type C Male connector to screw terminal blocks and headers for easy testing, prototyping and breadboard connection. For breadboard connections, user can use the two 12pin headers on both sides of the breakout board to connect on the breadboard for a steady connection.



2. Features:

- All 24 pins of a USB3.1 Type C Male vertical connector brought out to headers or screw terminal blocks
- Various connecting method chosen by users.
- 0.80"(20.32mm)X1.20"(30.48mm) board dimensions



3. Parts:

- 1) 1pc X **USB3.1-CM-BO-V1AV PCB**
- 2) 1pc X **USB3.1 Type C Male Vertical Connector**
- 3) 2pc X **12pin 0.1"(2.54mm) spacing terminal block**
- 4) 1pc X **24pin 0.1"(2.54mm) header**

Figure 1: Parts inside the kit

(Note: the module is not assembled, user can decide which connector to use on the module.)




Figure 2: Example of connecting the USB3.1-CM-BO-V1AV on a breadboard




Figure 3: USB3.1-CM-BO-V1AV with headers



Figure 4: USB3.1-CM-BO-V1AV with terminal blocks

Related products from eLabGuy:



USB3.1-CM-BO-V1A



USB3.1-CF-BO-V1AS