

# USB3.1-CM-BO-V1AS

## 1. Description:

USB3.1-CM-BO-V1AS is a simple USB3.1 Type C Male Plug breakout board. It brings all 24 pins of a USB3.1 Type C Male connector to screw terminal blocks and headers for easy testing, prototyping and breadboard connection. For breadboard connections, user can use the 24pin header on the bottom for a sideways connection.

## 2. Features:

- All 24 pins of a USB3.1 Type C Male Plug brought out to headers and screw terminal blocks
- Various connecting method chosen by users.
- 0.9"(22.86mm)X1.2"(30.48mm) board dimensions

## 3. Parts:

- 1) 1pc X USB3.1-CM-BO-V1AS PCB
- 2) 1pc X USB3.1 Type C Male Plug
- 3) 2pc X 12pin 0.1"(2.54mm) spacing terminal block
- 4) 1pc X 24pin 0.1"(2.54mm) header




Figure 1: Parts inside the kit  
(Note: the module is not assembled, user can decide which connector to use on the module.)




Figure 2: Example of connecting the USB3.1-CM-BO-V1AS stably on a breadboard



Figure 3: USB3.1-CM-BO-V1AS with terminal blocks on back



Figure 4: USB3.1-CM-BO-V1AS with headers on back




Figure 5: Solid Mounting on prototype PCB

## Related products from eLabGuy:



**USB3.1-CM-BO-V1A**