


USB3-IDCM-BO-V1AV

1. Description:

USB3-IDCM-BO-V1AV is a simple motherboard USB3.0 IDC male vertical header breakout board. It brings all 19 pins of a USB3.0 IDC male connector to screw terminal blocks and headers for easy testing, prototyping and breadboard connection. For breadboard connection, user can use the two 10pin headers on both sides of the breakout board for a steady connection.



2. Features:

- All 19 pins of a motherboard USB3.0 IDC Male vertical header brought out to headers and screw terminal blocks
- Various connecting method chosen by users.
- 1.0"(25.4mm)X1.54"(39.2mm) board dimensions
- 2 mounting holes with 2mm diameter hole size




Figure 1: Parts inside the kit
(Note: the module is not assembled, user can decide which connector to use on the module.)

3. Parts:

- 1) 1pc X **USB3-IDCM-BO-V1A PCB**
- 2) 1pc X **motherboard USB3.0 Male Vertical Header**
- 3) 2pc X **10pin 0.1"(2.54mm) spacing terminal block**
- 4) 1pc X **20pin 0.1"(2.54mm) header**




Figure 2: Example of connecting the USB3-IDCM-BO-V1AV on a breadboard






Figure 3: USB3-IDCM-BO-V1AV Various connections

Related products from eLabGuy:



USB3-IDCM-BO-V1A



USB3-DAF-BO-V1AV