


# USB3-BF-BO-V1AV

## 1. Description:

USB3-BF-BO-V1AV is a simple USB3.0 Type B female socket breakout board. It brings all 9 pins of a USB3.0 Type B connector to screw terminal blocks and headers for easy testing, prototyping and breadboard connection. For breadboard connections, user can use the two 5pin headers on both sides of the breakout board for a steady connection.



## 2. Features:

- All 10 pins (including shield) of a USB3.0 Type B female socket brought out to headers and screw terminal blocks
- Various connecting method chosen by users.
- 0.9"(22.86mm)X1.185"(30.1mm) board dimensions
- 2 mounting holes with 3mm diameter hole size




Figure 1: Parts inside the kit

(Note: the module is not assembled, user can decide which connector to use on the module.)

## 3. Parts:

- 1) 1pc X **USB3-BF-BO-V1AV PCB**
- 2) 1pc X **USB 3.0 Type B Female Socket**
- 3) 2pc X **5pin0.1"(2.54mm) spacing terminal block**
- 4) 1pc X **10pin0.1"(2.54mm) header**




Figure 2: Example of connecting the USB3-BF-BO-V1AV on a breadboard





Figure 3: USB3-BF-BO-V1AV Various connections

## Related products from eLabGuy:



**USB3-BF-BO-V1A**