


USB3-AF-BO-V3A

1. Description:

USB3-AF-BO-V3A is a simple USB3.0 Type A female socket breakout board. It brings all 9 pins of a USB3.0 Type A connector to screw terminal blocks and headers for easy testing, prototyping and breadboard connection. For breadboard connections, user can use the 10pin header on the bottom for a sideways connection. User can also use the two 5pin headers on both sides of the breakout board to connect to the front end of the breadboard for a steady connection.



2. Features:

- All 10 pins (including shell) of a USB3.0 Type A female socket brought out to headers and screw terminal blocks
- Various connecting method chosen by users.
- 2 mounting holes with 2mm diameter hole size
- 1.0"(25.4mm) X 0.9"(22.86mm) board dimensions




Figure 1: Parts inside the kit

(Note: the module is not assembled, user can decide which connector to use on the module.)

3. Parts:

- 1pc X USB3-AF-BO-V3A PCB
- 1pc X USB3.0 Type A socket
- 2pcsX 5pin0.1"(2.54mm) spacing terminal block
- 1pc X 10pin0.1"(2.54mm) header




Figure 2: Example of connecting the USB3-AF-BO-V3A on a breadboard




Figure 3:USB3-AF-BO-V3A various connections




Figure 4: Solid Mounting on prototype PCB

Related products from eLabGuy:



USB3-AM-BO-V2A



USB3-BF-BO-V1A