

USB-uBF-uBF-V1A

1. Description:

USB-uBF-uBF-V1A is a simple micro USB2.0 Type B Female to micro USB2.0 Type B Female pass-through adapter breakout board. It brings all 5 pins of two micro USB2.0 Type B connectors to screw terminal blocks and headers for easy testing, prototyping and breadboard connection. All 5 pins of the micro Female connector directly connect to another micro Female connector. There is an open circuit between the two VCC pins where you can use a jumper to short it or use the two pins in series to measure DC current. User can also use the two 5 pins headers on both sides of the breakout board to connect to breadboard or prototyping PCB.

2. Features:

- All 5 pins of a micro USB2.0 Type B Female and a micro USB2.0 Type B Female connector brought out to headers and screw terminal blocks
- All 5 pins of a micro USB2.0 Type B Female connector directly connect to another micro USB2.0 Type B Female connector.
- Open circuit between VCC pins for measuring current.
- Various connecting method chosen by users.
- 1.0"(25.4mm)X0.8"(20.32mm) board dimensions

3. Parts:

- 1) 1pc X USB-uBF-uBF-V1A PCB
- 2) 2pc X micro USB2.0 Type B Female Connector
- 3) 1pc X 5pin 0.1"(2.54mm) spacing terminal block
- 4) 1pc X 12pin 0.1"(2.54mm) header
- 5) 1pc X 0.1"(2.54mm) spacing jumper




Figure 1: Parts inside the kit
(Note: the module is not assembled, user can decide which connector to use on the module.)




Figure 2: Example of connecting the USB-uBF-uBF-V1A on a breadboard (Note: This picture only shows the pins spacing, actual use may not be used on a breadboard)



Figure 3: USB-uBF-uBF-V1A with headers




Figure 4: USB-uBF-uBF-V1A with terminal blocks




Figure 5: PCB front with open circuit on VCC pin in series




Figure 6: PCB back with optional Jumper connects Shield to GND

Related products from eLabGuy:



USB-uBF-AF-V1A



USB-uBF-BF-V1A



USB-uBF-mBF-V1A



USB-uBM-uBF-V1A