


USB-DAF-BO-V1AV

1. Description:

USB-DAF-BO-V1AV is a simple dual row USB2.0 Type A female socket breakout board. It brings all 10 pins of two USB2.0 Type A Vertical connectors to screw terminal blocks and headers for easy testing, prototyping and breadboard connection. It also can be configured to use with the USB mother board socket. For breadboard connections, user can use the two 5pin headers on both sides of the breakout board for a steady connection.



2. Features:

- All 10 pins of dual row USB2.0 Type A female socket brought out to headers and screw terminal blocks
- Various connecting method chosen by users.
- 1.0"(25.4mm)X1.185"(30.1mm) board dimensions
- 2 mounting holes with 3mm diameter hole size
- Identical to the pinout of the USB mother board 9pin headers




Figure 1: Parts inside the kit
(Note: the module is not assembled, user can decide which connector to use on the module.)

3. Parts:

- 1) 1pc X **USB-DAF-BO-V1AV PCB**
- 1) 1pc X **Dual USB Type A Female Socket**
- 2) 2pc X **5pin 0.1"(2.54mm) spacing terminal block**
- 4) 1pc X **10pin 0.1"(2.54mm) header**




Figure 2: Example of connecting the USB-DAF-BO-V1AV on a breadboard



Figure 3: USB-DAF-BO-V1AV Various connections




Figure 4: The USB-DAF-BO-V1AV can be configured to connect with the USB mother board 9pin socket.

Related products from eLabGuy:



USB-AF-BO-V1A



USB-DAF-BO-V1A