


# USB-BF-BO-V1AV

## 1. Description:

USB-BF-BO-V1AV is a simple USB2.0 Type B female socket breakout board. It brings all 5 pins of a USB2.0 Type B connector to screw terminal blocks and headers for easy testing, prototyping and breadboard connection. For breadboard connections, user can use the two 5pin headers on both sides of the breakout board for a steady connection.



## 2. Features:

- All 5 pins of USB2.0 Type B female socket brought out to headers and screw terminal blocks
- Various connecting method chosen by users.
- 0.8"(20.32mm)X1.185"(30.1mm) board dimensions
- 2 mounting holes with 3mm diameter hole size




Figure 1: Parts inside the kit  
(Note: the module is not assembled, user can decide which connector to use on the module.)

## 3. Parts:

- 1) 1pc X **USB-BF-BO-V1AV PCB**
- 2) 1pc X **USB Type B Female Socket**
- 3) 1pc X **5pin0.1"(2.54mm) spacing terminal block**
- 4) 1pc X **10pin0.1"(2.54mm) header**




Figure 2: Example of connecting the USB-BF-BO-V1AV on a breadboard




Figure 3: USB-BF-BO-V1AV Various connections




Figure 4: Combine a normal USB-BF-BO-V1AV and another USB-BF-BO-V1AV with the USB connector soldered on the back of the PCB to form a USB Type B Female to Female adapter.

## Related products from eLabGuy:



**USB-BF-BO-V1A**