

USB-AM-AM-V1A

1. Description:

USB-AM-AM-V1A is a simple USB2.0 Type A Male to USB2.0 Type A Male pass-through adapter breakout board. It brings all 5 pins of two USB2.0 Type A connector to screw terminal blocks and headers for easy testing, prototyping and breadboard connection. All 5 pins of the Male connector directly connect to another Male connector. There is an open circuit between the two VCC pins where you can use a jumper to short it or use the two pins in series to measure DC current. User can also use the two 5 pins headers on both sides of the breakout board to connect to breadboard or prototype PCB.

2. Features:

- All 5 pins of two USB2.0 Type A Male connector brought out to headers and screw terminal blocks
- All 5 pins of a USB2.0 Type A Male connector directly connect to another USB2.0 Type A Male connector.
- Open circuit between VCC pins for measuring current.
- Various connecting method chosen by users.
- 1.0"(25.4mm)X0.8"(20.32mm) board dimensions

3. Parts:

- 1) 1pc X USB-AM-AM-V1A PCB
- 2) 2pc X USB2.0 Type A Male Connector
- 3) 1pc X 5pin 0.1"(2.54mm) spacing terminal block
- 4) 1pc X 12pin 0.1"(2.54mm) header
- 5) 1pc X 0.1"(2.54mm) spacing jumper





Figure 1: Parts inside the kit
(Note: the module is not assembled, user can decide which connector to use on the module.)




Figure 2: Example of connecting the USB-AM-AM-V1A on a breadboard (Note: This picture only shows the pins spacing, actual use may not be used on a breadboard)




Figure 3: USB-AM-AM-V1A with headers




Figure 4: USB-AM-AM-V1A with terminal blocks



Figure 5: PCB front with open circuit on VCC pin in series

Related products from eLabGuy:



USB-AM- μ BF-V1A



USB-AM-AF-V1A



USB-AM-BF-V1A



USB-AM-mBF-V1A