


SMA-M-BO-V2A

1. Description:

SMA-M-BO-V2A is a SMA Male connector breakout board. It brings the signal and ground pin of SMA Male connector to screw terminal blocks or headers for easy testing, prototyping and breadboard connection. For breadboard connections, user can use the 3pin header on the bottom for a sideways connection. User can also use the two 3pin headers on both sides of the breakout board to connect to the front end of the breadboard for a steady connection.



2. Features:

- Signal and Ground pin of a SMA Male connector brought out to headers or screw terminal blocks
- Various connecting method chosen by users.
- 2 mounting holes with 2mm diameter hole size
- 0.9"(22.86mm)X0.8"(20.32mm) board dimensions




Figure 1: Parts inside the kit
(Note: the module is not assembled, user can decide which connector to use on the module.)

3. Parts:

- 1) 1pc X SMRF-BO-V1A PCB
- 2) 1pc X SMA Male connector
- 3) 1pc X 2pin 0.1"(2.54mm) spacing terminal block
- 4) 1pc X 6pin 0.1"(2.54mm) header




Figure 2: Example of connecting the SMA-M-BO-V2A on a breadboard




Figure 3: SMA-M-BO-V2A Various connections




Figure 4: Solid Mounting on prototype PCB

Related products from eLabGuy:



SMA-F-BO-V2A