

SIM-BO-V1BV

1. Description:

SIM-BO-V1BV is a simple Hinged SIM card socket breakout board. It brings all 8 pins of a SIM card socket to screw terminal blocks or headers for easy testing, prototyping and breadboard connection. For breadboard connections, user can use the two 10pin headers on both sides of the breakout board to connect to the front end of the breadboard for a steady connection.

2. Features:

- All 8 pins of a SIM card socket brought out to headers or screw terminal blocks
- Various connecting method chosen by users.
- 2 mounting holes with 2mm diameter hole size
- 1.0"(25.4mm)X13.93(35.37mm) board dimensions

3. Parts:

- 1) 1pc X SIM-BO-V1B PCB
- 2) 1pc X Hinged type SIM card socket
- 3) 2pc X 4pin 0.1"(2.54mm) spacing terminal block
- 4) 1pc X 8pin 0.1"(2.54mm) header





Figure 1: Parts inside the kit

(Note: the module is not assembled, user can decide which connector to use on the module.)




Figure 2: Example of connecting the SIM-BO-V1BV on breadboard





Figure 5: SIM-BO-V1BV Various connections

Related products from eLabGuy:



SIM-BO-V1B (PUSH-PUSH Type)