


RJ45-BO-V3A

1. Description:

RJ45-BO-V3A is a simple RJ45 8P8C socket breakout board. It brings all 8 pins of a RJ45 socket to screw terminal blocks or headers for easy testing, prototyping and breadboard connection. For breadboard connections, user can use the 8pin header on the bottom for a sideways connection. User can also use the two 4pin headers on both sides of the breakout board to connect to the front end of the breadboard for a steady connection.



2. Features:

- All 8 pins of a RJ45 8P8C socket brought out to headers or screw terminal blocks
- Various connecting method chosen by users.
- 2 mounting holes with 2mm diameter hole size
- 1.0"(25.40mm) X 0.9"(22.86mm) board dimensions




Figure 1: Parts inside the kit
(Note: the module is not assembled, user can decide which connector to use on the module.)

3. Parts:

- 1pc X RJ45-BO-V3A PCB
- 1pc X RJ45 socket
- 2pc X 4pin0.1"(2.54mm) spacing terminal block
- 1pc X 8pin0.1"(2.54mm) header




Figure 2: Example of connecting the RJ45-BO-V3A on a breadboard




Figure 3: RJ45-BO-V3A various connections






Figure 4: Solid Mounting on prototype PCB

Related products from eLabGuy:



RJ45-F-F-V1A



RJ45-BO-V2AV