


HDMI-AM-BO-V2A

1. Description:

HDMI-AM-BO-V2A is a simple HDMI Type A Male Plug breakout board. It brings all 19 pins of a HDMI A male plug to screw terminal blocks or headers for easy testing, prototyping and breadboard connection. For breadboard connections, user can use the two 10pin headers on both sides of the breakout board to connect to the front end of the breadboard for a steady connection.



2. Features:

- All 20 pins (including shield) of a HDMI Type A Male Plug brought out to headers or screw terminal blocks
- Various connecting method chosen by users.
- 2 mounting holes with 3mm diameter hole size
- 1.0"(25.40mm) X 1.0"(25.40mm) board dimensions




Figure 1: Parts inside the kit
(Note: the module is not assembled, user can decide which connector to use on the module.)

3. Parts:

- 1) 1pc X HDMI-AM-BO-V2A PCB
- 2) 1pc X HDMI Type A Male Plug
- 3) 2pc X 10pin0.1"(2.54mm) spacing terminal block
- 4) 1pc X 20pin0.1"(2.54mm) header




Figure 2: Example of connecting the HDMI-AM-BO-V2A on a breadboard



Figure 3: HDMI-AM-BO-V2A with headers



Figure 4: HDMI-AM-BO-V2A with terminal blocks



Figure 5: Solid Mounting on prototype PCB

Related products from eLabGuy:



HDMI-AM-BO-V1AS



HDMI-AF-BO-V1BS



HDMI-AF-BO-V2A



HDMI-AM-BO-V2AV



HDMI-AF-BO-V2AV