


HDMI-AM-BO-V1AS


1. Description:

HDMI-AM-BO-V1AS is a simple HDMI Type A Male Plug breakout board. It brings all 19 pins of a HDMI A Male Plug to screw terminal blocks or headers for easy testing, prototyping and breadboard connection. For breadboard connections, user can use the 20pin headers on the bottom of the breakout board to mount on a breadboard.



2. Features:

- All 20 pins (including shield) of a HDMI Type A Male Plug brought out to headers or screw terminal blocks
- Various connecting method chosen by users.
- 2 mounting holes with 3mm diameter hole size
- 2.0"(50.8mm)X0.8"(20.32mm)board dimensions



3. Parts:

- 1) 1pc X HDMI-AM-BO-V1AS PCB
- 2) 1pc X HDMI Type A Male Plug
- 3) 2pc X 10pin0.1"(2.54mm) spacing terminal block
- 4) 1pc X 20pin0.1"(2.54mm) header

Figure 1: Parts inside the kit

(Note: the module is not assembled, user can decide which connector to use on the module.)




Figure 2: Example of connecting the HDMI-AM-BO-V1AS on a breadboard




Figure 3: HDMI-AF-BO-V1BS Various connections




Figure 4: Solid Mounting on prototype PCB

Related products from eLabGuy:



HDMI-AM-BO-V1B



HDMI-AF-BO-V1A



HDMI-AM-BO-V1AV



HDMI-AF-BO-V1AV



HDMI-AF-BO-V1BS