


HDMI-AF-BO-V2AV

1. Description:

HDMI-AF-BO-V2AV is a simple vertical HDMI Type A Female socket breakout board. It brings all 19 pins of a HDMI A female socket to screw terminal blocks or headers for easy testing, prototyping and breadboard connection. For breadboard connections, user can use the two 10pin headers on both sides of the breakout board for a steady connection.



2. Features:

- All 19 pins of a HDMI Type A Female Socket brought out to headers or screw terminal blocks
- Securely stay on the PCB with Through Hole type HDMI connector
- Various connecting method chosen by users.
- 2 mounting holes with 3mm diameter hole size
- 0.7"(17.78mm)X1.472"(37.4mm) board dimensions




Figure 1: Parts inside the kit
(Note: the module is not assembled, user can decide which connector to use on the module.)

3. Parts:

- 1) 1pc X HDMI-AF-BO-V2AV PCB
- 2) 1pc X HDMI Type A Female Socket
- 3) 2pc X 10pin0.1"(2.54mm) spacing terminal block
- 4) 1pc X 20pin0.1"(2.54mm) header




Figure 2: Example of connecting the HDMI-AF-BO-V2AV stably on a breadboard




Figure 3: HDMI-AF-BO-V2VA with headers




Figure 4: HDMI-AF-BO-V2AV with terminal blocks





Figure 5: Combine a normal HDMI-AF-BO-V2AV and another HDMI-AF-BO-V2AV with the HDMI connector soldered on the back of the PCB to form a HDMI female to female adapter.

Related products from eLabGuy:



HDMI-AF-BO-V1BS



HDMI-AF-BO-V1A



HDMI-AM-BO-V1B



HDMI-AM-BO-V1AS



HDMI-AM-BO-V1AV