



DVI-IF-BO-V1AV



1. Description:

DVI-IF-BO-V1AV is a simple DVI-I dual link female vertical breakout board. It brings all 29 pins of a DVI-I female vertical socket to screw terminal blocks or headers for easy testing, prototyping and breadboard connection. For breadboard connections, user can use the two 15pin headers on both sides of the breakout board to connect to the front end of the breadboard for a steady connection.



2. Features:

- All 30 pins of a DVI-I dual link female connector (including shield) brought out to headers or screw terminal blocks
- Various connecting method chosen by users.
- 2 mounting holes with 3mm diameter hole size
- 0.9"(22.86mm)X2.19"(55.5mm) board dimensions

Figure 1: Parts inside the kit
(Note: the module is not assembled, user can decide which connector to use on the module.)

3. Parts:

- 1) 1pc X DVI-IF-BO-V1A PCB
- 2) 1pc X DVI-I dual link female vertical connector
- 3) 2pc X 5pin0.1"(2.54mm) spacing terminal block
- 4) 2pc X 10pin0.1"(2.54mm) spacing terminal block
- 5) 1pc X 30pin 0.1"(2.54mm) header




Figure 2: Example of connecting the DVI-IF-BO-V1AV on a breadboard




Figure 3: DVI-IF-BO-V1AV various connections

Related products from eLabGuy:



DVI-IF-BO-V1A