

# DVI-DM-BO-V1AV

## 1. Description:

DVI-DM-BO-V1AV is a simple DVI-D dual link Male breakout board. It brings all 24 pins of a DVI-D dual link Male connector to screw terminal blocks or headers for easy testing, prototyping and breadboard connection. For breadboard connections, user can use the two 15pin headers on both sides of the breakout board to connect on a breadboard for a steady connection.

## 2. Features:

- All 24 pins of a DVI-D dual link Male connector brought out to headers or screw terminal blocks
- Various connecting method chosen by users.
- 2 mounting holes with 3mm diameter hole size
- 0.9"(22.86mm)X2.19"(55.5mm) board dimensions

## 3. Parts:

- 1) 1pc X DVI-DM-BO-V1AV PCB
- 2) 1pc X DVI-D dual link Male connector
- 3) 1pc X 5pin 0.1"(2.54mm) spacing terminal block
- 4) 2pc X 10pin 0.1"(2.54mm) spacing terminal block
- 5) 1pc X 30pin 0.1"(2.54mm) header





Figure 1: Parts inside the kit

(Note: the module is not assembled, user can decide which connector to use on the module.)




Figure 2: Example of connecting the DVI-DM-BO-V1AV on a breadboard




Figure 3: DVI-DM-BO-V1AV various connections

### Related products from eLabGuy:



**DVI-DM-BO-V1A**



**DVI-DM-BO-V1AS**