

# DP-F-BO-V1AS

## 1. Description:

DP-F-BO-V1AS is a simple Displayport Female connector breakout board. It brings all 20 pins of a Displayport Female connector to screw terminal blocks or headers for easy testing, prototyping and breadboard connection. For breadboard connections, user can use the 20pin headers on the bottom of the breakout board to mount on a breadboard.

## 2. Features:

- All 20 pins of a Displayport Female connector brought out to headers or screw terminal blocks
- Various connecting method chosen by users.
- 2 mounting holes with 3mm diameter hole size
- 2.0"(50.8mm)X0.8"(20.32mm) board dimensions

## 3. Parts:

- 1) 1pc X DP-F-BO-V1AS PCB
- 2) 1pc X Displayport Female connector
- 3) 2pc X 10pin 0.1"(2.54mm) spacing terminal block
- 4) 1pc X 20pin 0.1"(2.54mm) header




Figure 1: Parts inside the kit

(Note: the module is not assembled, user can decide which connector to use on the module.)




Figure 2: Example of connecting the DP-F-BO-V1AS on a breadboard




Figure 3: DP-F-BO-V1AS various connections



Figure 5: Solid Mounting on prototype PCB

### Related product from eLabGuy:



**DP-F-BO-V1AV**



**DP-F-BO-V2A**