

D62HD-BO-V2AV

1. Description:

D62HD-BO-V2AV is a simple DB62HD vertical connector breakout board. It brings all 62 pins of a DB62HD connector to screw terminal blocks or headers for easy testing, prototyping and breadboard connection. For breadboard connections, user can use the two 31pin headers on both sides of the breakout board to connect to the breadboard for a steady connection.

2. Features:


- All 62 pins (including shield) of a DB62HD connector brought out to headers
- Various connecting method chosen by users.
- 1.0"(25.4mm)X3.4"(86.4mm) board dimensions
- 2 X 3.0mm mounting holes

3. Parts:

- 1pc X D62HD-BO-V2AV PCB
- 1pc X DB62HD Female Vertical Connector (for D62HD-F-BO-V2AV only)
- 1pc X DB62HD Male Vertical Connector (for D62HD-M-BO-V2AV only)
- 2pc X 5pin 0.1"(2.54mm) spacing terminal block
- 2pc X 6pin 0.1"(2.54mm) spacing terminal block
- 4pc X 10pin 0.1"(2.54mm) spacing terminal block
- 2pc X 31pin 0.1"(2.54mm) header



D62HD-F-BO-V2AV



D62HD-M-BO-V2AV




Figure 1: Parts inside the kit
(Note: the module is not assembled, user can decide which connection to use on the module.)



Figure 2: Various connectors chosen by user




Figure 3: Attaching the D62HD-F-BO-V1AV on a breadboard

Caution!! When assembling the D62HD-BO-V2AV, please make sure you place the connector on the right side.

