

D37-BO-V1AV

1. Description:


D37-BO-V1AV is a simple DB37 vertical connector breakout board. It brings all 37 pins of a DB37 connector to screw terminal blocks or headers for easy testing, prototyping and breadboard connection. For breadboard connections, user can use the two 20pin headers on both sides of the breakout board to connect to the breadboard for a steady connection.

2. Features:


- All 38 pins (including shield) of a DB37 connector brought out to headers
- Various connecting method chosen by users.
- 0.9"(22.86mm)X3.40"(86.4mm) board dimensions
- 2 X 3.0mm mounting holes

3. Parts:

- 1pc X D37-BO-V1AV PCB
- 1pc X D37 Female Vertical Connector (for D37-F-BO-V1AV only)
- 1pc X D37 Male Vertical Connector (for D37-M-BO-V1AV only)
- 2pc X 10pin0.1"(2.54mm) spacing terminal block
- 2pc X 5pin0.1"(2.54mm) spacing terminal block
- 2pc X 4pin0.1"(2.54mm) spacing terminal block
- 1pc X 40pin0.1"(2.54mm) header



D37-F-BO-V1AV



D37-M-BO-V1AV




Figure 1: Parts inside the kit
(Note: the module is not assembled, user can decide which connection to use on the module.)



Figure 2: Various connectors chosen by user


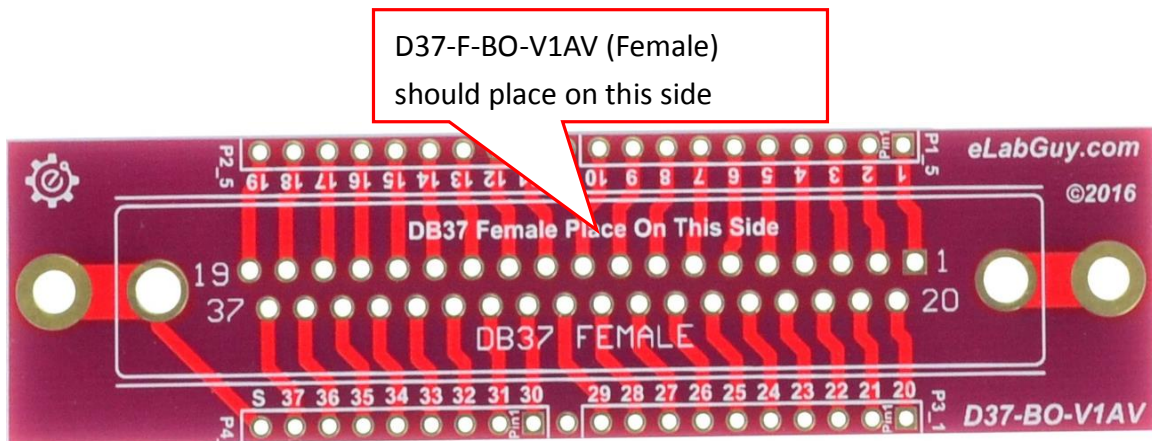


Figure 3: Attaching the D37-BO-V1AV on a breadboard

Caution!! When assembling the D37-BO-V1AV, please make sure you place the connector on the right side.




Related products from eLabGuy:




D9-BO-V1AV



D15-BO-V1AV



D15HD-BO-V1AV



D25-BO-V1AV