


D26HD-BO-V1A

1. Description:

D26HD-BO-V1A is a simple DB26HD connector breakout board. It brings all pins of a DB26HD connector to headers or terminal blocks for easy testing, prototyping and breadboard connection. For breadboard connections, user can use the two 13pin headers on both sides of the breakout board to connect to the front end of the breadboard for a steady connection.



2. Features:

- All 26 pins of a DB26HD connector brought out to headers
- Various connecting method chosen by users.
- 1.54"(39.2mm)X2.22"(56.5mm) board dimensions
- 2X3.0mm mounting holes
- Optional 4-40UNC diameter 8.3mm long screws for stable mounting to the 4-40UNC nuts

3. Parts:

- 1pc X D26HD-BO-V1A PCB
- 1pc X DB26HD Female Connector (for D26HD-F-BO-V1A only)
- 1pc X DB26HD Male Connector (for D26HD-M-BO-V1A only)
- 2pc X 8pin 0.1"(2.54mm) spacing terminal block
- 2pc X 5pin 0.1"(2.54mm) spacing terminal block
- 1pc X 26pin 0.1"(2.54mm) header
- 2pcs X4-40UNC diameter 8.3mm long screws




Figure 1: Parts inside the kit
(Note: the module is not assembled, user can decide which connection to use on the module.)




Figure 2: Attaching the D26HD-BO-V1A on a breadboard






Figure 3: Various connectors chosen by user

Caution!! When assembling the D26HD-BO-V1A, please make sure you place the connector on the right side.

D26HD-M-BO-V1A (Male)
should place on this side

D26HD-F-BO-V1A (Female)
should place on this side



Related products from eLabGuy:



D26HD-F-BO-V1AV



D26HD-M-BO-V1AV



D26HD-M-BO-V1AS



D26HD-F-BO-V1AS