

D15HD-BO-V1AV

1. Description:


D15HD-BO-V1AV is a simple DB15HD VGA vertical connector breakout board. It brings all 15 pins of a DB15HD connector to screw terminal blocks or headers for easy testing, prototyping and breadboard connection. For breadboard connections, user can use the two 8pin headers on both sides of the breakout board to connect to the breadboard for a steady connection.

2. Features:

- All 16 pins (including shield) of a DB15HD connector brought out to headers
- Various connecting method chosen by users.
- 0.9"(22.86mm)X1.88"(47.8mm) board dimensions
- 2 X 3.0mm mounting holes

3. Parts:

- 1pc X D15HD-BO-V1AV PCB
- 1pc X D15HD Female Vertical Connector (for D15HD-F-BO-V1AV only)
- 1pc X D15HD Male Connector (for D15HD-M-BO-V1AV only)
- 2pc X 8pin 0.1"(2.54mm) spacing terminal block
- 1pc X 16pin 0.1"(2.54mm) header



D15HD-F-BO-V1AV



D15HD-M-BO-V1AV



Figure 1: Parts inside the kit
(Note: the module is not assembled, user can decide which connection to use on the module.)



Figure 2: Various connectors chosen by user




Figure 3: Attaching the D15HD-BO-V1AV on a breadboard

Caution!! When assembling the D15HD-BO-V1AV, please make sure you place the connector on the right side.




Related products from eLabGuy:



D15HD-F-BO-V2A



D15HD-M-BO-V2A



Mounting the D15HD-BO-V2A on the front of a breadboard