


# D15-F-M-V1A

## 1. Description:

D15-F-M-V1A is a simple DB15 Female to DB15 Male pass-through adapter breakout board. It brings all 15 pins of a DB15 Female and a DB15 Male connector to screw terminal blocks and headers for easy testing, prototyping and breadboard connection. All 15 pins of the Female connector directly connect to the Male connector. User can also use the two 8 pins headers on both sides of the breakout board to connect on breadboard or prototype PCB.



## 2. Features:

- All 16 pins (including shield) of a DB15 Female and a DB15 Male connector brought out to headers and screw terminal blocks
- All 15 pins of a DB15 Female connector directly connect to a DB15 Male connector.
- Various connecting method chosen by users.
- 4 X 2.0mm mounting holes
- 1.57"(40mm)X2.34"(59.4mm) board dimensions




Figure 1: Parts inside the kit  
(Note: the module is not assembled, user can decide which connector to use on the module.)

## 3. Parts:

- 1) 1pc X D15-F-M-V1A PCB
- 2) 1pc X DB15 Female Connector
- 3) 1pc X DB15 Male Connector
- 4) 2pc X 8pin 0.1"(2.54mm) spacing terminal block
- 5) 1pc X 16pin 0.1"(2.54mm) header
- 6) 4pcs X4-40UNC diameter 8.3mm long screws




Figure 2: Example of connecting the D15-F-M-V1A on a proto PCB (Note: This picture only shows the pins spacing, actual use may not be used on a breadboard)



Figure 3: D15-F-M-V1A with headers



Figure 4: D15-F-M-V1A with terminal blocks

### Related products from eLabGuy:



**D15-F-M-V1A**



**D15-F-F-V1A**



**D15-M-M-V1A**